



Electronic Health Record Barcode Medication Administration Go-Live Flash December 09, 2020

~ December 09, 2020 ~

Thank you and congratulations for successfully completing Day Three of the November NL Mercy and Blue Hill Primary Care and Pediatric Ambulatory BCMA Go-Live! Please take a moment to review the answers to question that have come up throughout the day.

Table of Contents

Important Reminder 1

 Please submit Help Desk tickets through the Self-Service Portal or by calling the Help Desk 888-827-7728.
 1

Frequently Asked Questions..... 1

NEW: What is the process to scan Fluoride?..... 1

 How do I follow the BCMA process for curbside vaccinations?..... 2

 Can I scan the patient wristband barcode and medications in a separate room away from the patient? 2

 Do allergy injections get scanned? 2

 How do I access the current BCMA flyers? 2

 When I scanned a state supply vaccine, the following alert fired, “The soln (no charge) is different from the medication scanned soln.” What should I do?..... 2

 Is there a way to scan the Lot Number and Expiration Date using the Medication Administration Window for vaccines? 3

Important Reminder

Please submit Help Desk tickets through the Self-Service Portal or by calling the Help Desk 888-827-7728.

Frequently Asked Questions

NEW: What is the process to scan Fluoride?

- Please submit a help desk ticket so that Fluoride can be recognized on your medication formulary.
 - Since barcodes are not printed on Fluoride, Pharm IS will send a Fluoride barcode.
 - Please make a few copies of the barcode on an index card, and leave it next to the Fluoride, so that it will be readily available when it is to be administered and scanned.

Pathways to Our Future

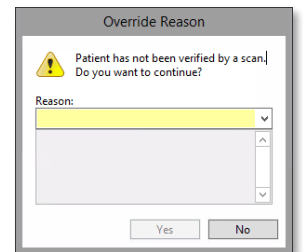
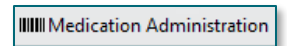
Barcode Medication Administration

Go-Live Flash

December 09, 2020

How do I follow the BCMA process for curbside vaccinations?

- When documenting medication administration **after** it has occurred, staff will follow this process:
 - Open the patient's chart to confirm the patient information in the demographics banner bar.
 - Open the Medication Administration Wizard from the barcode button on the toolbar.
 - Bypass the patient barcode and medication scanning barcode.
 - The **Override Reason** window will display for each bypass to indicate the reason for override.
 - Complete any required or missing fields and manage alerts, as applicable.
 - Review **date** and **time** for accuracy.
 - Click the **Sign** button to document.



Can I scan the patient wristband barcode and medications in a separate room away from the patient?

- For safety precautions, follow the [BCMA process](#) by verbally verifying the correct patient, then scanning the patient wristband barcode within the patient room.
- Medications are to be scanned before administration, however, there are exceptions that apply, such as bypassing patient's own medication, or for emergency situations.
- To review BCMA process flyers, click [here](#), or reach out to your local CI for more information.

Do allergy injections get scanned?

- Do not scan allergy injections. Allergy injections are not considered medications. Please continue with your current documentation process.

How do I access the current BCMA flyers?



- For BCMA project education, please refer to the BCMA process flyers [here](#).

When I scanned a state supply vaccine, the following alert fired, "The soln (no charge) is different from the medication scanned soln." What should I do?

- State supplied vaccines should always be scanned, as the NDC barcode *may* be scannable for the state supplied vaccines.
- If not, please follow this process:
 - Open the **Medication Administration Wizard** (MAW).
 - Scan the patient barcode identifier.
 - Bypass the medication barcode scan.
 - Address missing information, if applicable.
 - Administer the medication.
 - **Sign**.


Pathways to Our Future
Barcode Medication Administration
Go-Live Flash
December 09, 2020

Is there a way to scan the Lot Number and Expiration Date using the Medication Administration Window for vaccines?


Yes! If the package has a QR  square, the Lot Number and Expiration Date can be scanned. This code contains the medication AND lot number/expiration date information. Use this barcode instead of the “old fashioned”  barcode to expedite documentation.

Three scans are needed to use the QR square to document lot number and expiration date:

SCAN #1: Patient identifier barcode/QR square.

SCAN #2: Vaccine’s QR  square. This fills-in the medication time and dosage fields.

SCAN #3: Vaccine’s QR  square again. This fills-in the lot number and expiration date.

NOTE: If the “old fashioned”  barcode is scanned (vs. the QR square) the QR square will not populate the Lot number and Expiration Date.