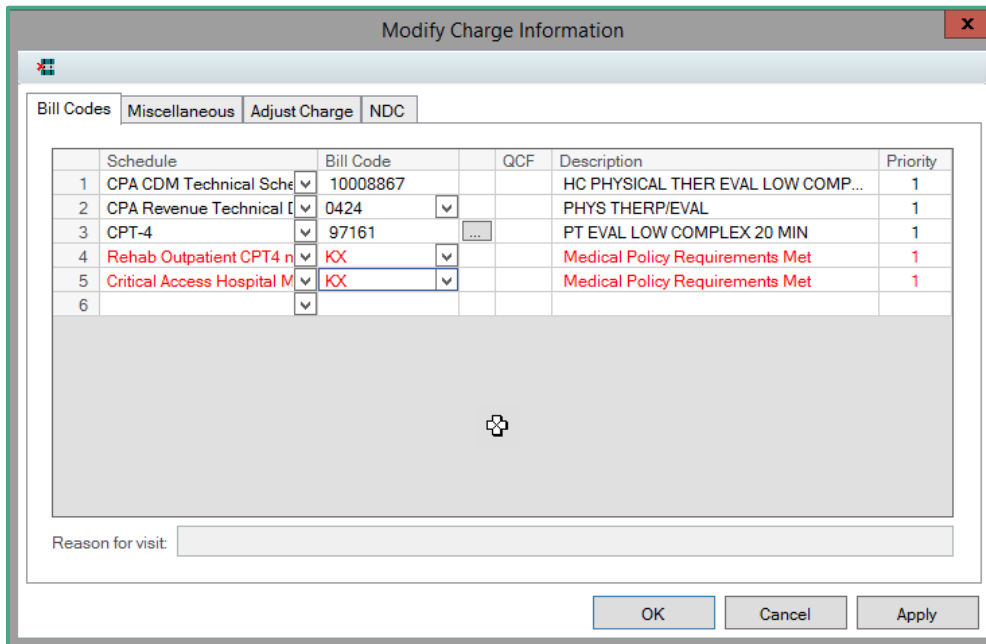
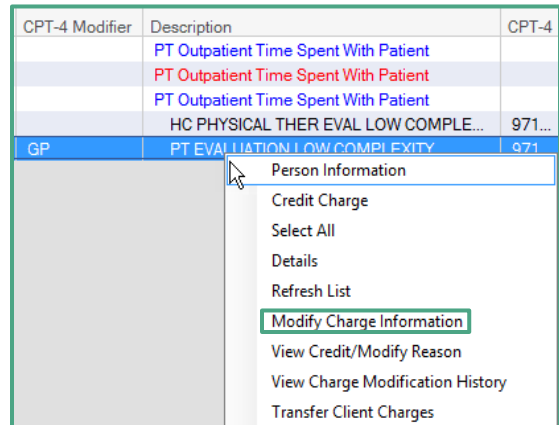


This is the workflow for adding modifiers in charge viewer when the therapy cap has been met (KX Modifier).

MODIFIERS IN CHARGE VIEWER FOR REHAB

- Log into Charge Viewer
- Search Patient by Fin
- Right Click Modify Charge Information
- On Bill codes tab go to the blank row in the schedule column
 - **SVH, CAD, BHH** will use **Critical Access Hospital Modifier Schedule** and in the next Column select modifier “**KX**” or any other applicable modifier
 - **EMMC, INL, ARG, MERCY** will use **Rehab Outpatient CPT4 modifier** and in the next Column select modifier “**KX**” or any other applicable modifier



Adding Modifiers for Rehab


June 15, 2020

Page 2 of 2

Click **OK**

- Refresh Charges
- Hover over CPT-4 Modifier column to see modifiers when there are multiple modifiers



FIN Number	Patient Name	CDM Number	CPT-4 Modifier
256283896	TRAIN, MR...		
256283896	TRAIN, MR...		
256283896	TRAIN, MR...		
256283896	TRAIN, MR...	73777393	GP 
256283896	TRAIN, MR...	73777393	GP GP, KX
256283896	TRAIN, MR...	73777393	GP

For questions regarding process and/or policies, please contact your unit's Super User or Revenue Cycle Informaticist. For any other questions please contact the Customer Support Center at:
207-973-7728 or 1-888-827-7728.
